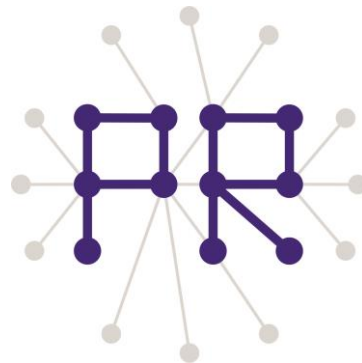


Multimedia Retrieval Exercise Course

5 Query by Example: Finishing the System

Kimiaki Shirahama, D.E.

Research Group for Pattern Recognition
Institute for Vision and Graphics
University of Siegen, Germany



Overview of Today's Lesson

- ❑ Evaluating the retrieval result
 - Problem of Precision and Recall
 - Average Precision

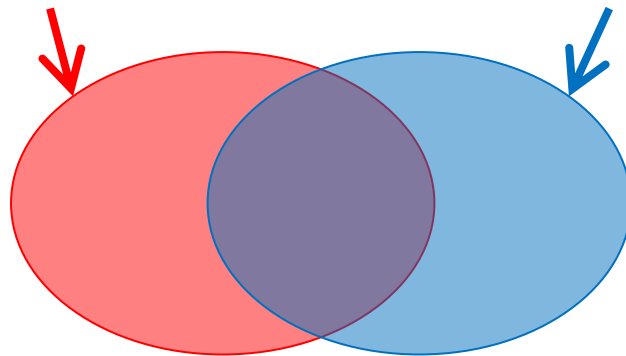
- ❑ Visualising a Retrieval Result
 - HTML output

Problem of Precision and Recall

- Precision: Fraction of retrieved images that are relevant
- Recall: Fraction of relevant images that are retrieved
(F-measure: Combination of precision and recall)

Set of retrieved images

Set of relevant images



Precision = (Overlapping region) / (Red region)

Recall = (Overlapping region) / (Blue region)

Precision and Recall are only for **not-ranked** results

If the number of sunflower images is 6 and the system returns images with the five highest scores as a retrieval result, (Result 1) and (Result 2) have the same precision (0.6) and recall (0.5). However, Intuitively, (Result 2) is better than (Result 1) because relevant images are ranked at higher positions

(Result 1)

(Result 2)

1



2



3



4



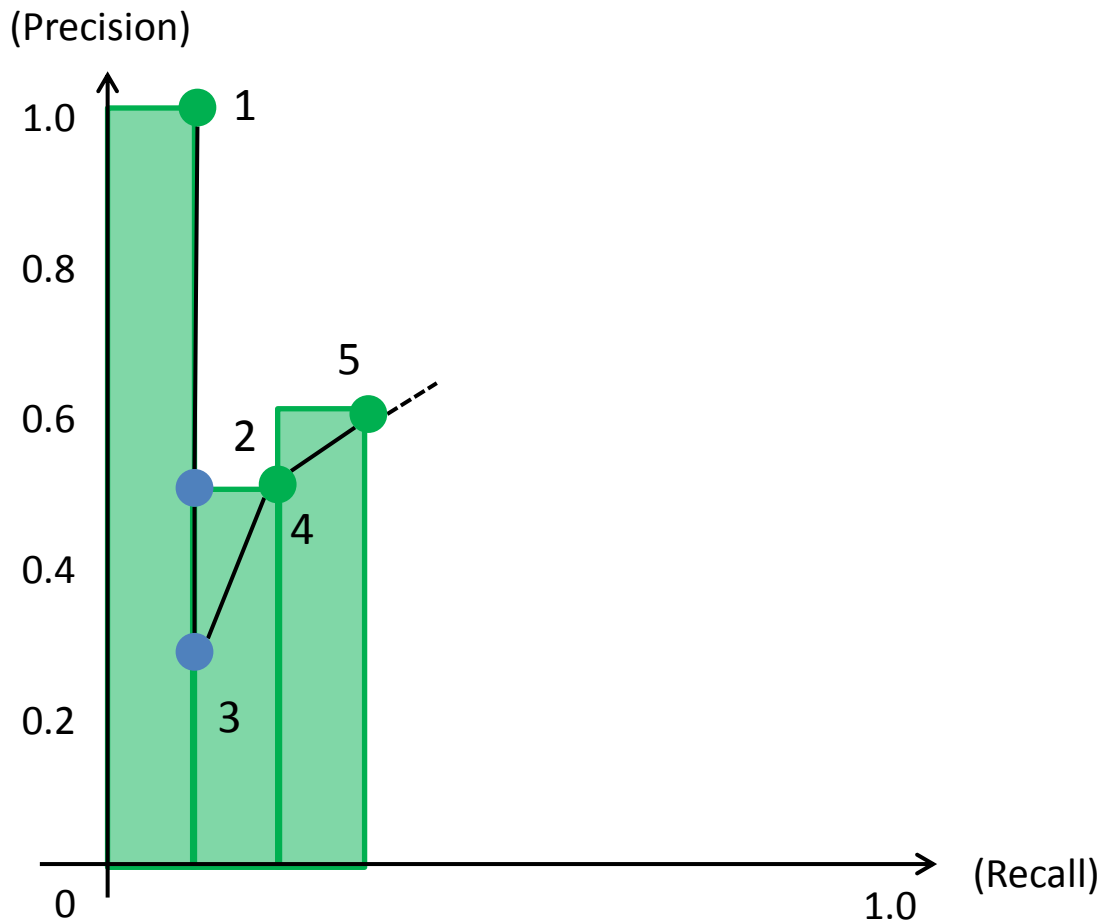
5



Average Precision

Evaluation measure for **ranked** results

➡ (Interpolated) average value of precision at every recall level



Approximated area under the precision-recall curve

(Result 1)



⋮

How to Compute APs

- Stop at every relevant image, calculate the precision using images ranked above
- Sum up precisions at all relevant images, and divide the sum by the number of relevant images

(Result 1)



⋮

Sum → Sum / (# of sunflower images)

Other Issues about APs

- **Mean Average Precision (MAP):** Average of APs over different query images
- APs are somehow difficult to understand
(In my opinion and experience)
 - $0 \leq AP < 0.1$: Bad retrieval
 - $0.1 \leq AP < 0.2$: OK
 - $0.2 \leq AP < 0.3$: Pretty accurate
 - $0.3 \leq AP$: Accurate

It is said that APs of text retrieval (like Google) are about 0.6.

Visualising a Retrieval Result

In my opinion, rather than implementing a method, it is much more important
Investigate whether or not the method works well (or has no bug)

➡ Output a retrieval result in **HTML format**

(Example of an HTML file showing 100 images with the highest similarities)

```
<html>
<head>
<title>Retrieval result using "query image filename" </title>
</head>
<body>
0-th ranked image: (similarity=)
<br>
1-th ranked image: (similarity=)
<br>
...
99-th ranked image: (similarity=)
<br>
</body>
</html>
```

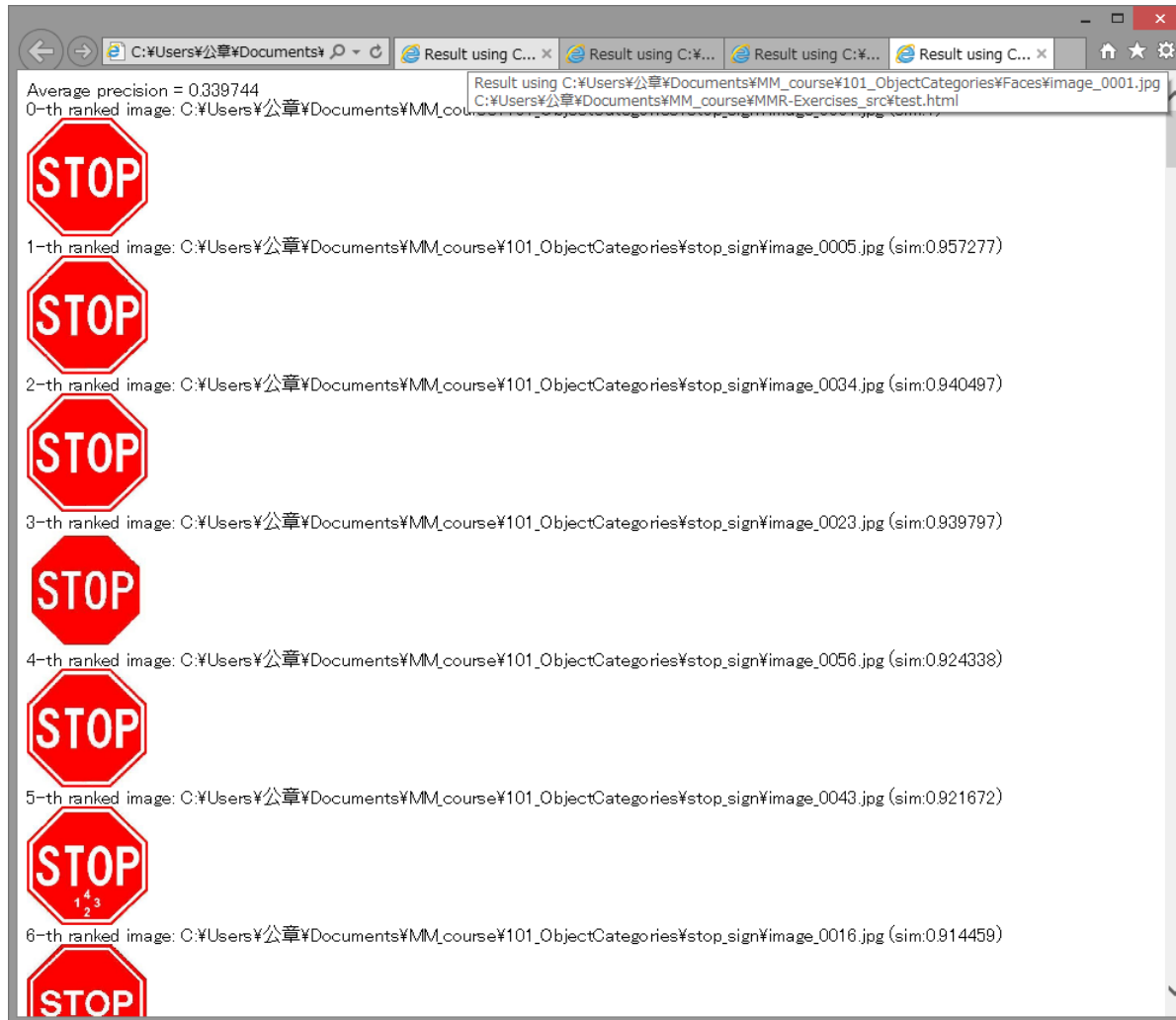
Header part

Body part

Output this kind of **TEXT** file with the file extension ".html"

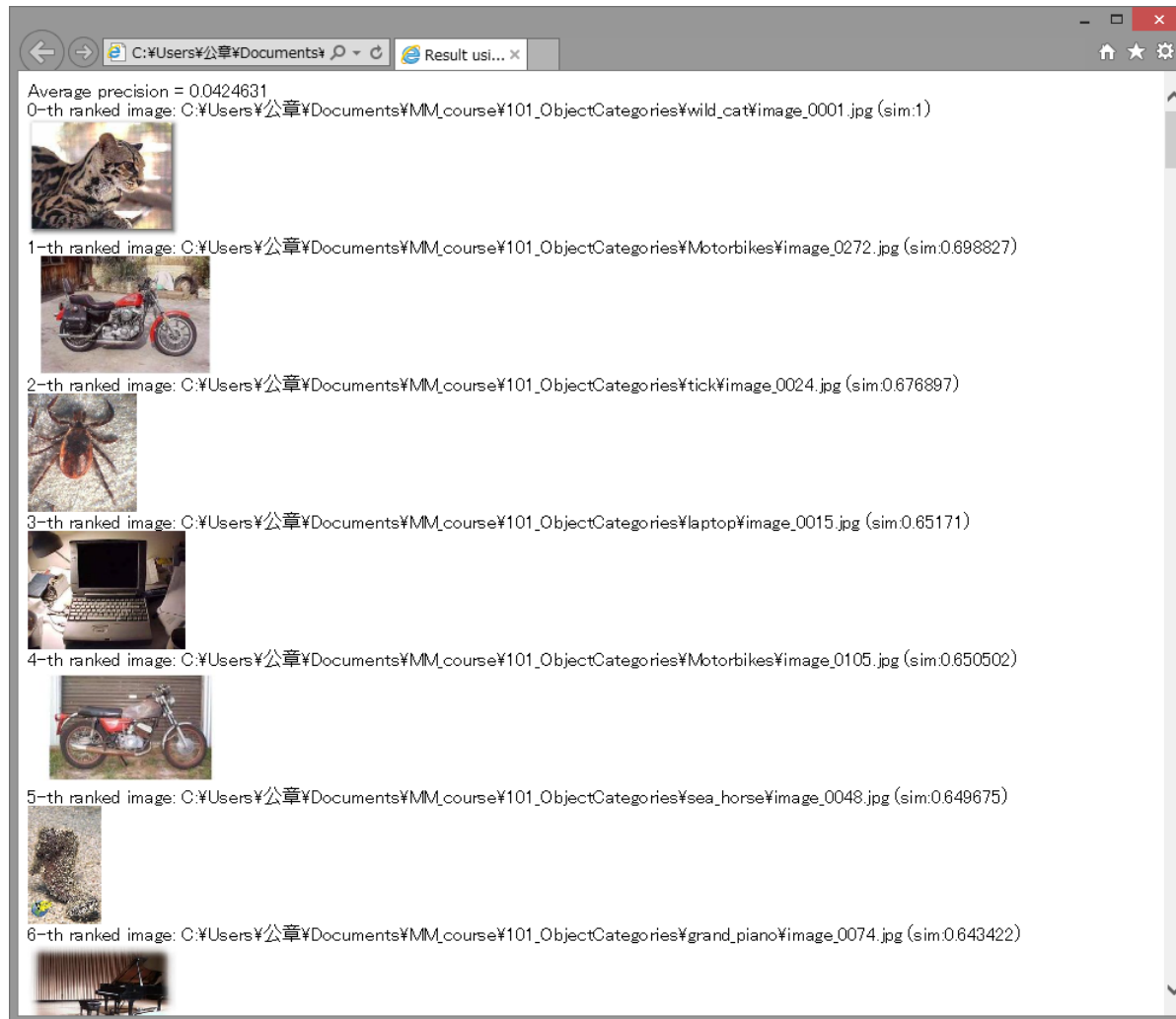
Final Task of Query by Example Retrieval System

At least 10 query images, evaluate and output retrieval results



You can make a more good-looking HTML file (The design is up to you)

... And Experience the Semantic Gap



Color histogram is very simple, and works quite badly for several queries 😞
In the next lesson, we will study a more sophisticated feature.